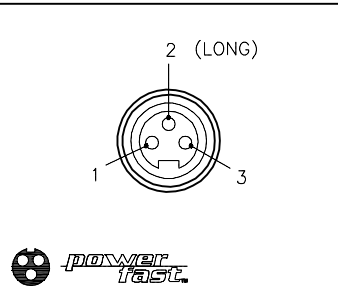
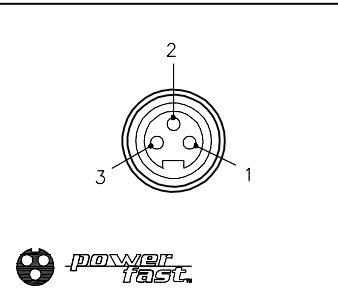


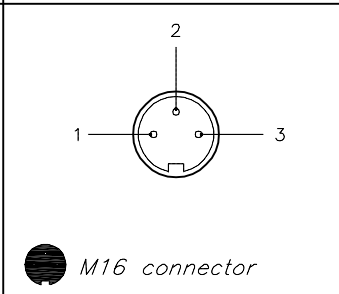
MALE END VIEW



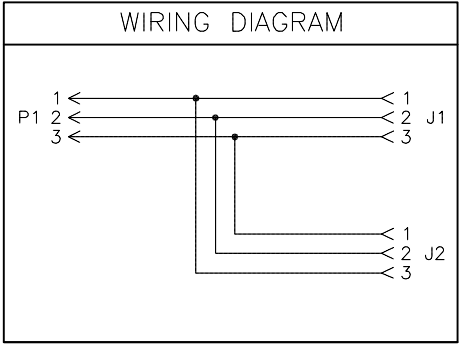
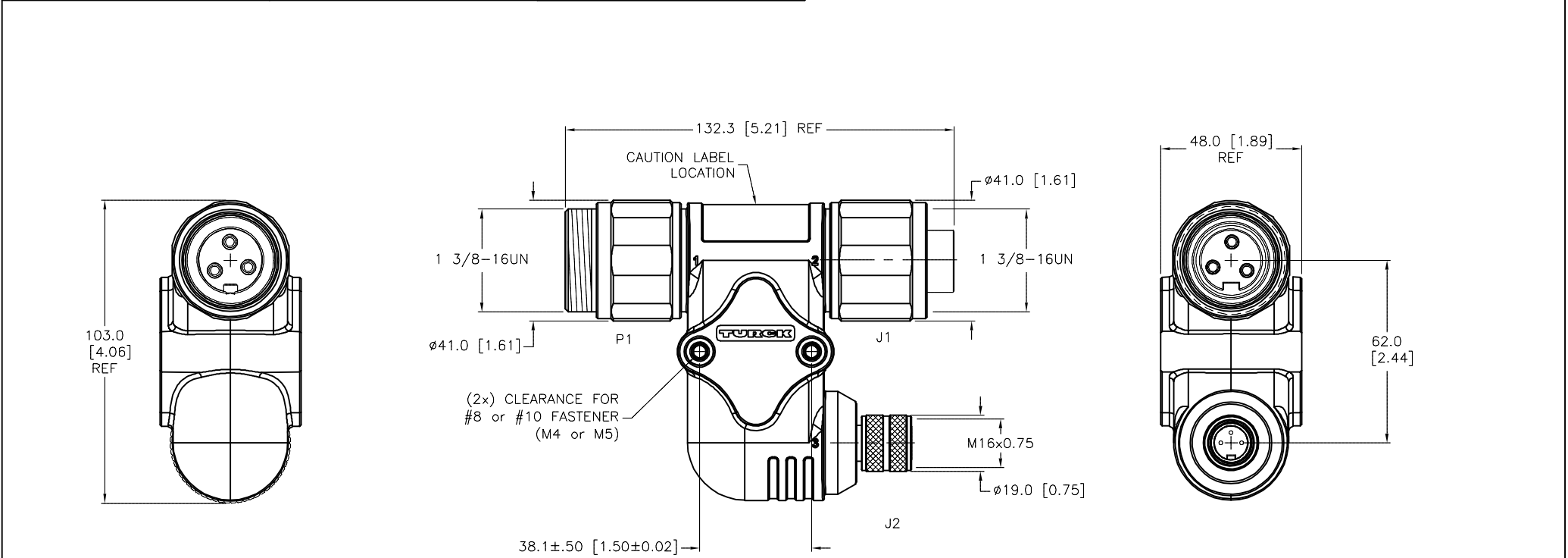
FEMALE END VIEW (J1)



FEMALE END VIEW (J2)



SPECIFICATIONS	
CONTACT CARRIER MATERIAL/COLOR	PVC/BLACK (P1,J1), TPU/BLACK (J2)
MOLDED HEAD MATERIAL/COLOR	PVC/BLACK
CONTACT MATERIAL/PLATING	BRASS or COPPER/GOLD
COUPLING NUT MATERIAL/FINISH	STAINLESS STEEL/PASSIVATED
RATED CURRENT [A]	30 A COMBINED, 15 A DROP
RATED VOLTAGE [V]	600 V
TEMPERATURE RANGE	-40°C to +90°C (-40°F to +194°F)
PROTECTION CLASS	MEETS IEC IP67



**CAUTION:**  
RISK OF ELECTRICAL SHOCK  
DO NOT DISCONNECT UNDER LOAD

SOURCE DRAWING - FOR REFERENCE ONLY

RELATED DOCUMENTS		3RD ANGLE PROJECTION		THIS DRAWING IS CONFIDENTIAL AND THE PROPERTY OF TURCK INC. USE OF THIS DOCUMENT WITHOUT WRITTEN PERMISSION IS PROHIBITED.		3000 CAMPUS DRIVE MINNEAPOLIS, MN 55441 1-800-544-7769 (763) 553-7300 (763) 553-0708 fax www.turck.us	
1. 2. 3. 4.				DRFT *CK		DATE 10/01/10	
MATERIAL		ALL DIMENSIONS DISPLAYED ON THIS DRAWING ARE FOR REFERENCE ONLY		APVD		SCALE 1=2.0	
FINISH		CONTACT TURCK FOR MORE INFORMATION		UNIT OF MEASUREMENT MILLIMETER [ INCH ]		DESCRIPTION SH-GSDV/GKDV/BKMW 34	
SEE SPECIFICATIONS		DO NOT SCALE THIS DRAWING		IDENTIFICATION NO. U2-15652		REV A	
SEE SPECIFICATIONS		FILE: U2-15652		SHEET 1 OF 1			

A	DRAWING RELEASE	TR	05/25/11	
REV	DESCRIPTION	BY	DATE	ECO. NO.